

PLUMBING



DRAINAGE



HEATING



PLUMBING HEALTH CHECKLIST

Following this checklist once a year could save you from an unpleasant plumbing surprise



PLUMBING
www.jsl-plumbing.com

HEATING
www.jsl-heating.com

DRAINAGE
www.jsl-drainage.com

SINKS

- Check under all the sinks in your home for any signs of a leak.**
If you store cleaning agents under the sink. Consider relocating them. The off-gas released from some cleaning chemicals can cause piping corrosion.
- Are there any signs of a developing drain blockage?
Is the water draining slowly?**
To test this, simply plug the sink and fill with water. Then unplug the drain and monitor how long it takes to drain away. Carrying out this test can also double up as a way of testing for any leaks under the sink.

TAPS

- Check for good water pressure.**
- Check for dripping tap leaks.**
- Do the tap handles move freely?**
Check both hot and cold taps move freely?

SHOWERS & BATHS

- Do you have a hair catcher/strainer fitted?**
 - Is the silicone around the shower basin in good condition?**
 - Are there cracks or signs of mould in the tile grout?**
 - Does the shower deliver good water pressure?**
- Check the shower head for dripping?**

TOILETS

- Is the toilet firmly fixed to the floor?
- Is the rubber seal between the toilet tank and bowl in good condition?
- When the toilet is filling with water, does it make any strange noises?
- When the toilet is **NOT** in use, is water still trickling into the basin?
You can test this by adding a few drops of food colouring into the water tank. If, after 30 or so minutes, there has been a colour change in the toilet basin, you have a leak.
- Are there any signs of mould around the base of the toilet or on the wall around the back of the toilet?

WATER STOP TAP






It is very important that the main water shut off valve in your home is in good condition. This valve is needed in the event of a plumbing emergency.

- Is the Stop Tap easily accessible?
- Is there signs of a leak from the Stop Tap such as a dampness/water around the valve?
- Is there signs of corrosion around the Stop Tap?
- Can the Stop Tap be easily turned on and off?




HOT WATER CYLINDER

- Check on the floor around the water cylinder.
Are there signs of leakage or water staining?
- Is there rust or light corrosion on the top or at the base of the cylinder?

BOILERS/RADIATORS

-  **Have your boiler serviced**
Having your boiler serviced is a safe and financially savvy thing to do. It can spot issues early, make sure it runs safely and if your boiler is new, a yearly service will keep its warranty valid.
-  **Test your carbon monoxide alarm**
You should change the batteries of your carbon monoxide alarm every year and run the manufacturers recommended test procedure
-  **Bleed your radiators regularly.**
If the radiator has a lot of air in the system, it may be caused by a leak in the pipes. Make sure your boiler is turned off and the radiators are cold to the touch when bleeding them.
-  **Check for signs of leakage**
Check for dampness on the carpet around the radiator or signs of water staining.
-  **Clean your radiators inside**
A central heating inhibitor should be added to help prevent internal corrosion and a build up of sludge in your radiator.

WASHING MACHINES & DISHWASHERS

-  **Check for signs of leakage**
Check under your machine for signs of dampness. On Dishwashers, if possible, remove the lower front panel and check for signs of leakage.
-  **Check for leaking hose cables**
On Dishwashers and washing machines, the external hoses are prone to fatigue because of the constant temperature changes. Washing machine hoses are particularly vulnerable to leaking.
-  **Check for rodents**
Mice are known to chew through dishwasher hoses which can cause substantial leaks. Check for signs of rodent droppings and evidence of chewing.

ABOUT US

We are a team of highly recommended, reliable plumbers that work across Glasgow. We work on bathrooms, kitchens and general plumbing repairs ranging from leaking taps to radiators, pipes and clogged drains. Our plumbing work covers jobs big and small so whether you have a downstairs toilet that won't flush or a significant drain blockage, we can fix it.

When you call on JSL Plumbing, you are booking a plumber that prides itself on offering the very best in service and quality from start to finish.

We use a system called 'ServiceM8' that allows us to manage our bookings, track our team and monitor each and every job that we provide for our customers across Glasgow.

Keeping you in the loop

When you have a time slot booked with JSL, we don't simply turn up within that time slot without advanced warning. Our SMS system allows us to notify you that we are on our way. We can even give you an estimated time of arrival based on our engineers current location.

Easy Quotes & Invoicing

Whether you want a quote or invoice emailed, sent by text or even posted out to you, we can do it. We can create a full break down invoice for you so that you know exactly what you are getting from JSL.

Our Guarantee

We have become a highly recommended plumber because we offer the complete package. Quality service, honest and fair prices, punctual timekeeping and all dealt with by our qualified and skilled experts. And the icing on the cake. All of our work and parts are guaranteed for peace of mind.

Book us today for all your Plumbing, Heating & Drainage needs. Call 0141 406 1658



